



APEC Conference: Empowering the Next Generation- Investment in Preventable Infant Deaths

Howard Civil Service International House, 27 March 2024



doh.gov.ph

INFANT AND CHILD MORTALITY: PH NDHS 2022

KEY FINDINGS -

- Childhood mortality rates
- Trends in infant and child mortality
- Perinatal mortality
- High-risk fertility behavior

Childhood Mortality Rates

Table 13 Early childhood mortality rates

Neonatal, postneonatal, infant, child, and under-5 mortality rates for 5-year periods preceding the survey, Philippines NDHS 2022

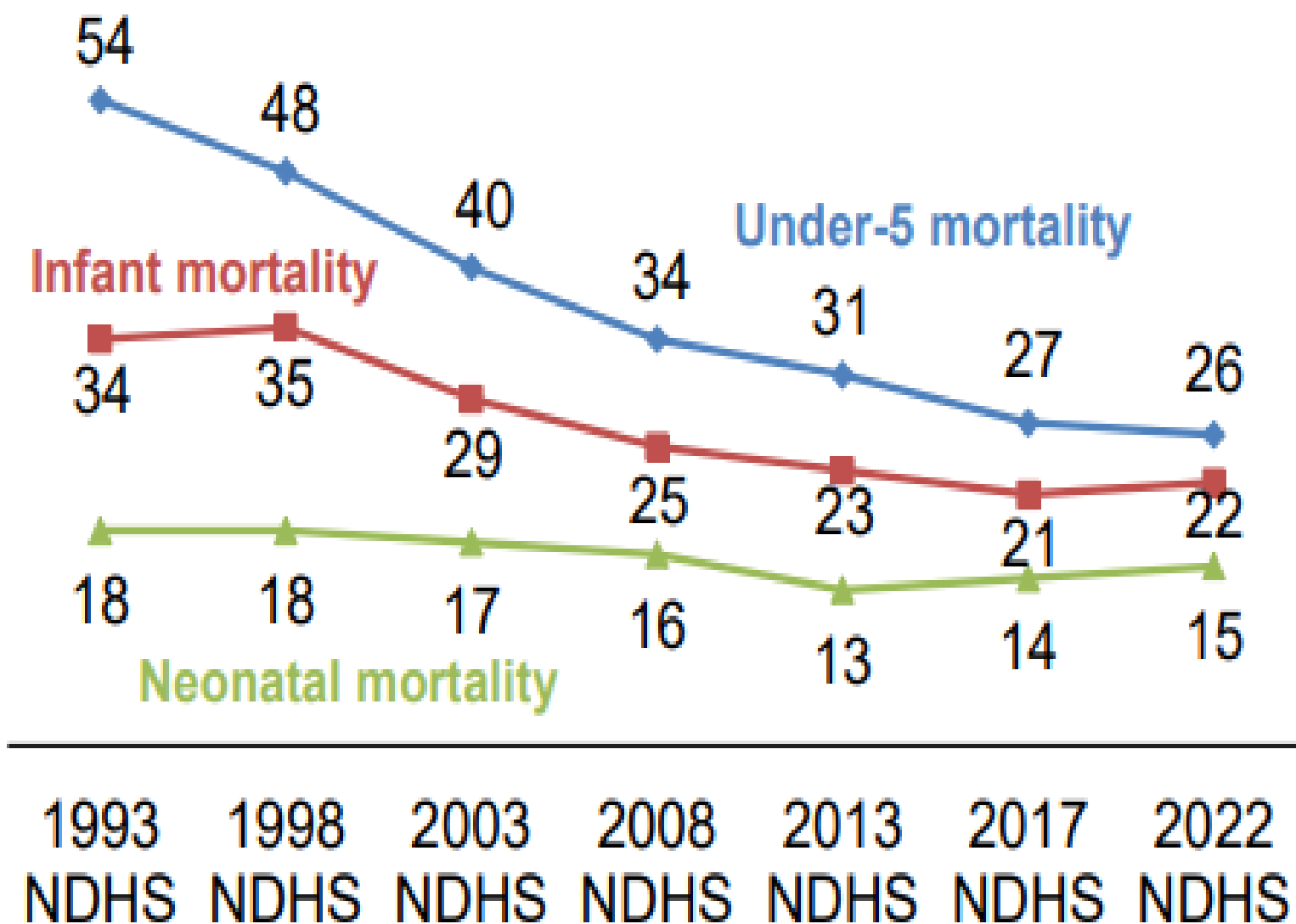
Years preceding the survey	Neonatal mortality (NN)	Postneonatal mortality (PNN) ¹	Infant mortality (1Q0)	Child mortality (4Q1)	Under-5 mortality (5Q0)
0-4	15	7	22	5	26
5-9	8	6	14	6	20
10-14	10	7	17	6	24

¹ Computed as the difference between the infant and neonatal mortality rates

Trends in Infant & Child Mortality

Figure 3 Trends in early childhood mortality rates

Deaths per 1,000 live births in the 5-year period preceding the survey



Perinatal Mortality

Table 8.4 Perinatal mortality

Number of stillbirths, number of early neonatal deaths, stillbirth rate, early neonatal mortality rate, perinatal mortality rate, and the ratio of stillbirths to early neonatal deaths for the 5-year period preceding the survey, according to background characteristics, Philippines NDHS 2022

Background characteristic	Number of stillbirths ¹	Number of early neonatal deaths ²	Stillbirth rate ³	Early neonatal mortality rate ⁴	Perinatal mortality rate ⁵	Number of pregnancies of 28+ weeks' duration ⁶	Ratio of stillbirths to early neonatal deaths
Total	93	91	12	11	23	8,025	1.0
Previous pregnancy interval in months⁷							
First pregnancy	36	19	15	8	24	2,313	1.9
<15	18	18	14	15	29	1,258	1.0
15-26	4	13	4	12	16	1,107	0.3
27-38	4	8	5	11	15	790	0.4
39+	31	32	12	13	25	2,557	1.0
Residence							
Urban	33	48	8	12	19	4,161	0.7
Rural	60	44	16	11	27	3,864	1.4
Region							
National Capital Region	7	5	8	6	15	856	1.3
Cordillera Admin. Region	0	1	4	5	8	120	0.8
I - Ilocos	6	4	15	10	25	416	1.6
II - Cagayan Valley	5	2	21	7	28	239	3.1
III - Central Luzon	5	11	5	13	18	859	0.4
IVA - CALABARZON	14	20	12	17	29	1,177	0.7
MIMAROPA	2	4	7	16	23	234	0.4
V - Bicol	10	3	26	8	33	404	3.5
VI - Western Visayas	11	5	21	10	30	546	2.1
VII - Central Visayas	1	12	2	20	22	585	0.1
VIII - Eastern Visayas	2	3	8	9	17	299	0.9
IX - Zamboanga Peninsula	4	5	11	16	26	358	0.7
X - Northern Mindanao	3	2	11	6	17	328	1.7
XI - Davao	3	1	6	1	7	447	4.5
XII - SOCCSKSARGEN	8	7	20	18	38	416	1.2
XIII - Caraga	6	2	28	8	35	218	3.8
BARMM	4	5	7	10	17	525	0.7
Mother's education							
No education	0	2	0	24	24	74	0.0
Grades 1-6	15	15	14	14	28	1,062	1.0
Grades 7-10	48	50	13	14	26	3,721	0.9
Grades 11-12	9	2	24	7	31	347	3.7
Postsecondary	1	3	6	12	18	221	0.5
College	21	19	8	7	15	2,600	1.1
Wealth quintile							
Lowest	29	28	14	13	27	2,128	1.1
Second	21	30	12	18	30	1,682	0.7

High-risk Fertility Behavior

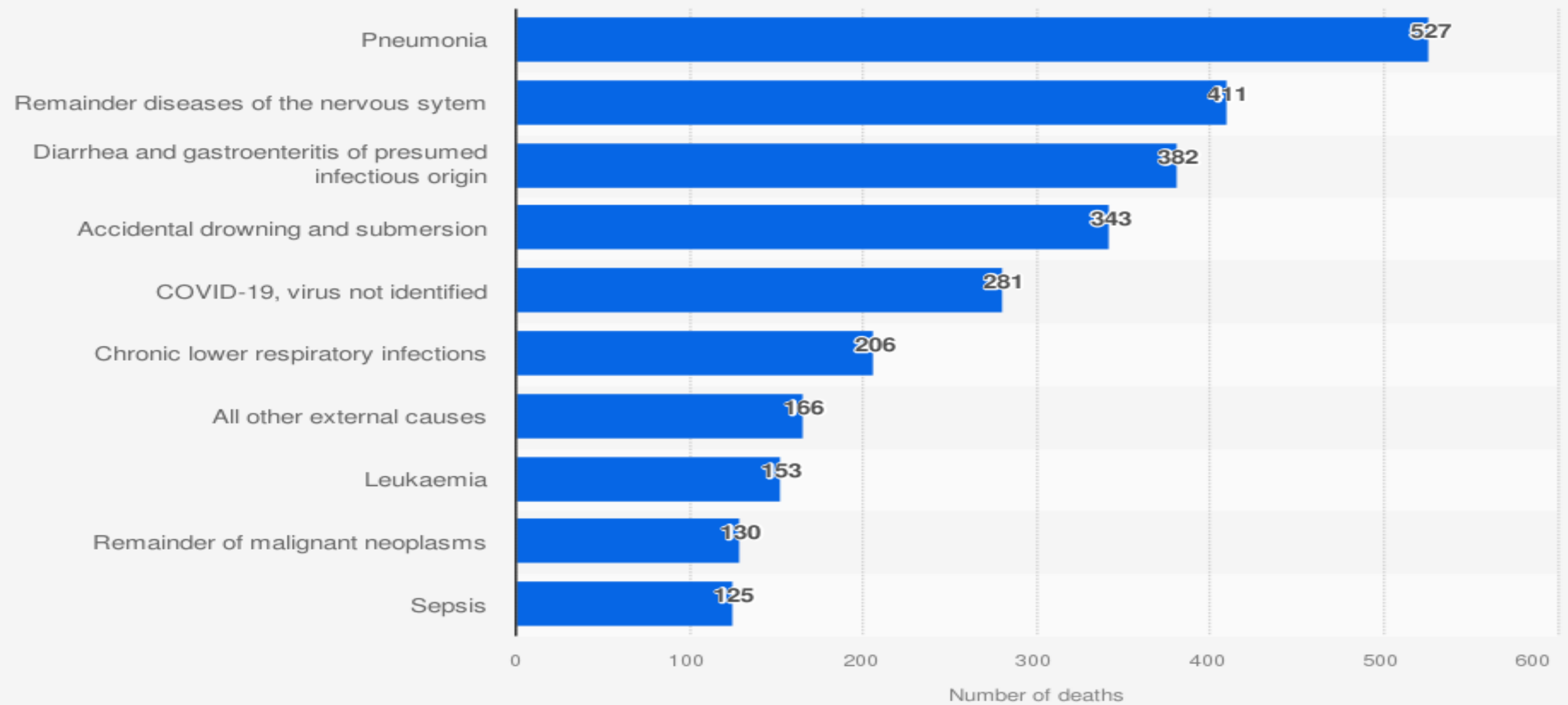
Table 8.5 High-risk fertility behavior

Percent distribution of children born in the 5 years preceding the survey by category of elevated risk of mortality and the risk ratio, and percent distribution of currently married women by category of risk if they were to conceive a child at the time of the survey, Philippines NDHS 2022

Risk category	Births in the 5 years preceding the survey		Percentage of currently married women ¹
	Percentage of births	Risk ratio	
Not in any high-risk category	31.5	1.00	28.4 ^a
Unavoidable risk category			
First-order births between age 18 and age 34	26.3	0.67	6.1
In any avoidable high-risk category	42.2	1.39	65.5
Single high-risk category			
Mother's age <18 only	3.3	2.57	0.3
Mother's age >34 only	7.2	1.16	22.7
Birth interval <24 months only	6.9	0.86	5.6
Birth order >3 only	10.1	1.04	6.9
Subtotal	27.4	1.21	35.5
Multiple high-risk category			
Age <18 and birth interval <24 months ²	0.2	*	0.1
Age >34 and birth interval <24 months	0.6	(0.00)	0.5
Age >34 and birth order >3	9.3	1.62	25.4
Age >34 and birth interval <24 months and birth order >3	1.4	2.91	1.5
Birth interval <24 months and birth order >3	3.2	1.66	2.5
Subtotal	14.8	1.72	30.0
Total	100.0	na	100.0
Subtotals by individual avoidable high-risk category			
Mother's age <18	3.5	2.61	0.3
Mother's age >34	18.5	1.50	50.1
Birth interval <24 months	12.4	1.31	10.2
Birth order >3	24.1	1.46	36.4
Number of births/women	7,933	na	15,306

Mortality causes among children aged 1 to 4 yo in Philippines

Leading causes of mortality among children aged 1 to 4 years old in the Philippines in 2020



Source
DOH (Philippines)
© Statista 2024

Additional Information:
Philippines; 2020



#1 Philippine Adoption of the ENAP-EPMM

Home ▾ Maternal & newborn ▾ Child ▾ Adolescent ▾ Ageing ▾ Cross-cutting ▾ Laws & Policies ▾ Global Strategy ▾ Portal search ▾

Every Newborn Action Plan (ENAP) and Ending Preventable Maternal Mortality (EPMM) Dashboard

The Every Newborn Action Plan (ENAP) and Ending Preventable Maternal Mortality (EPMM) Dashboard

View at-a-glance country progress and track targets for newborn and maternal health

See instructions on how to use the dashboard at the bottom of the page

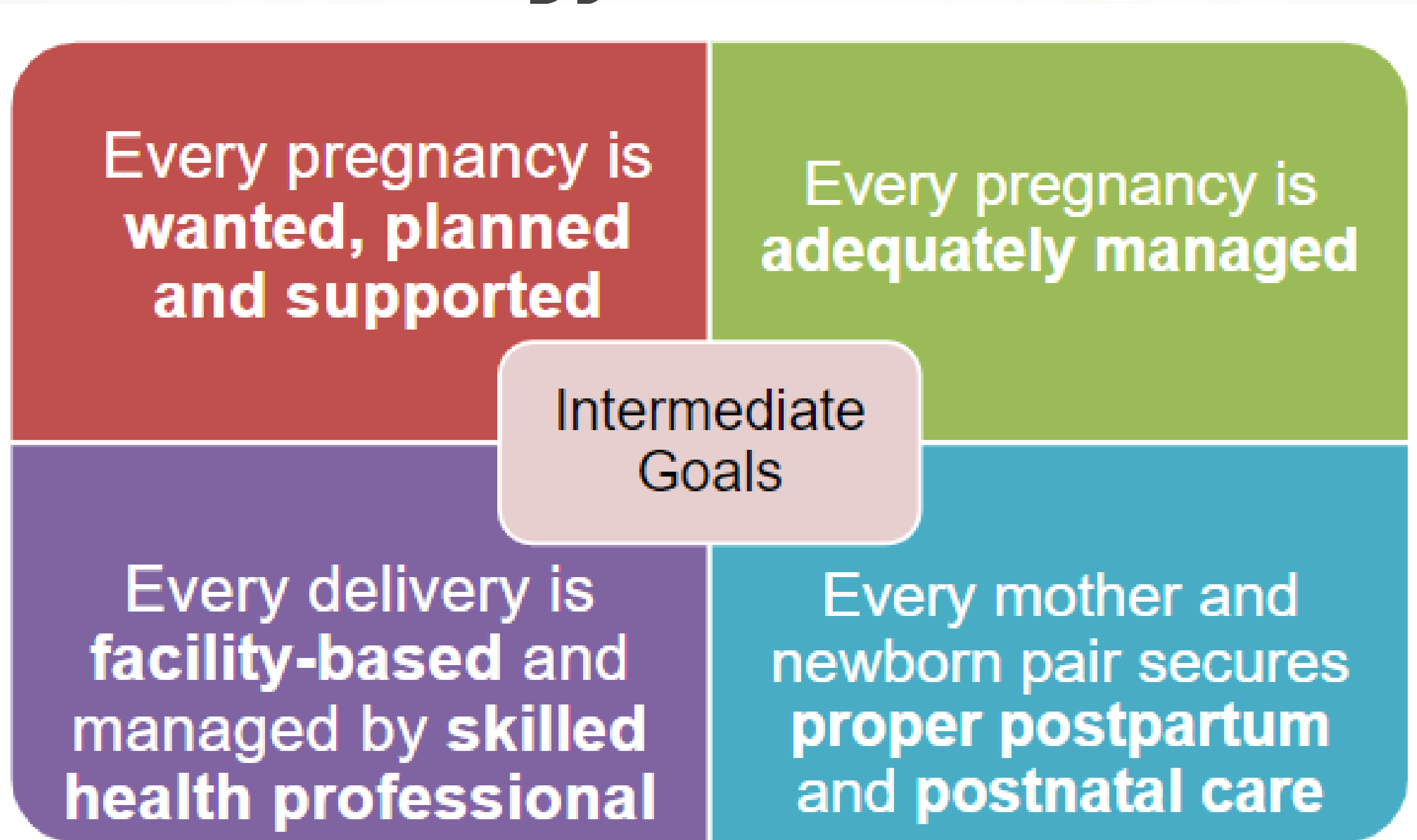


COUNTRY	MORTALITY INDICATORS			COVERAGE INDICATORS			
	MATERNAL MORTALITY	NEONATAL MORTALITY	STILLBIRTHS	ANC4	SAB	PNCMOM	PNCNB
Poland	●	●	●		●		
Philippines	●	●	●	●	●	●	●
Peru	●	●	●	●	●	●	●

KEY:

- Target met
- On track
- Acceleration needed
- No defined target
- No data

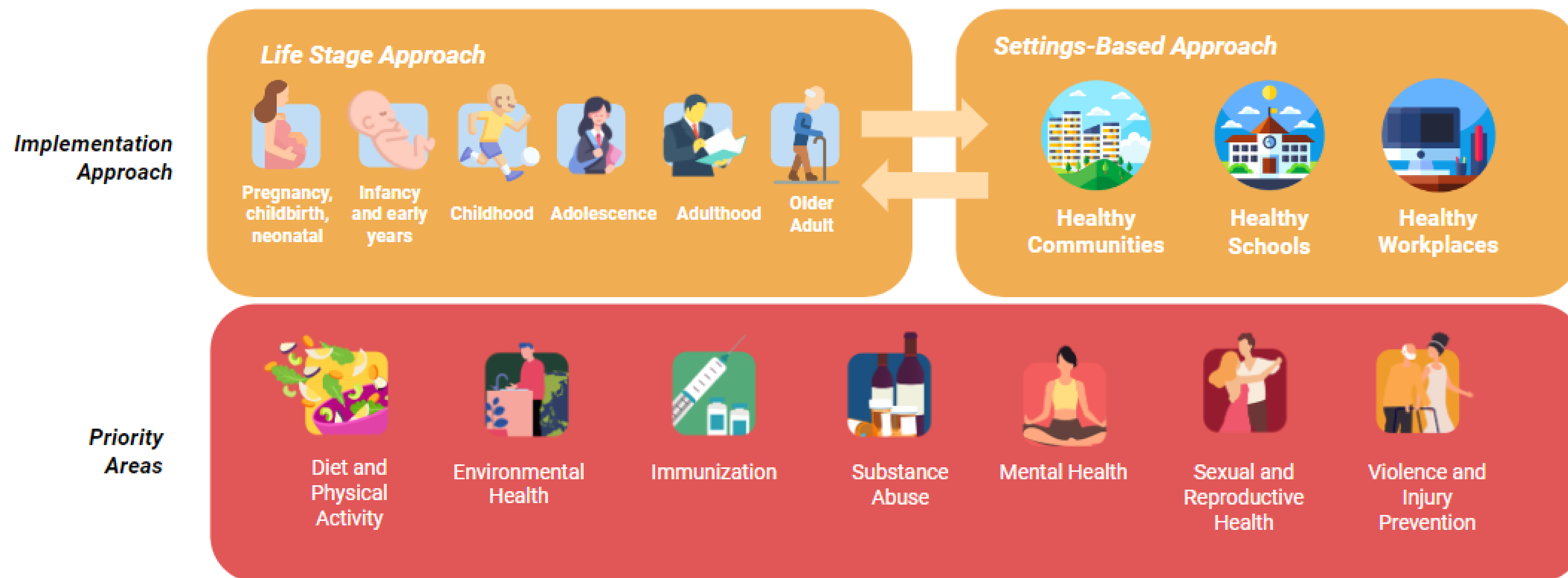
#2 MNCHN Strategy



A.O. 2008-0029 Implementing Health Reforms for Rapid Reduction of Maternal and Newborn Mortality

#3 Shift from programmatic to Lifestage Approach

Shift approach to **PEOPLE** (lifestage - child, adolescent, adult, elderly)
and **PLACES** (settings - school, workplace, community)



#4 Health Sector Agenda



THE
HEALTH
SECTOR
8-POINT
ACTION
AGENDA

Sa Healthy Pilipinas,
Bawat Buhay Mahalaga!

Bawat Pilipino

Bawat Pilipino, ramdam ang kalusugan.

1



Ligtas, dekalidad, at mapagkalingang serbisyo

2



Teknolohiya para sa mabilis na serbisyong pangkalusugan

3



Bawat Komunidad

Handa sa krisis

4



Pag-iwas sa sakit

5



Ginhawa ng isip at damdamin

6



Bawat Health Worker at Institusyon

Kapakanan at karapatan ng health workers

7



Proteksyon sa anumang pandemiya

8



HEALTH SECTOR GOALS

GOAL 1



BETTER HEALTH
OUTCOMES



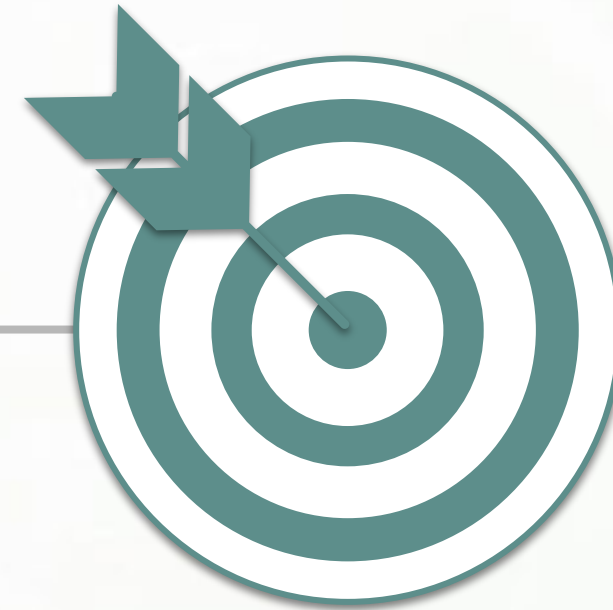
GOAL 2



STRONGER HEALTH
SYSTEMS




GOAL 3



ACCESS TO ALL
LEVELS OF CARE



VISION



**FILIPINOS ARE AMONG
THE HEALTHIEST IN ASIA
BY 2040**

IMPLEMENTING GUIDELINES


Alignment of Policies, Programs, Projects and Funds



Organizational Development



Alignment of Initiatives



Monitoring and Evaluation



Investments for Health



Maraming Salamat po!



Republic of the Philippines
Department of Health
[/doh.gov.ph](http://doh.gov.ph)